




Exiom Solution diseña, fabrica y distribuye la más alta calidad en Energía Solar.

La alta eficiencia de nuestras células solares nos permite producir diferentes tipos de paneles para a su vez dar la mayor eficiencia posible a sus instalaciones.

Exiom Solution designs, manufactures and delivers high-performance solar electric technology worldwide.

Our high-efficiency solar cell let us manufacture the different kinds of panels to get the most efficient in your installations.



DATOS MECÁNICOS MECHANICAL SPECIFICATIONS

Dimensiones | Dimensions: 2279 *1134mm

Peso | Weight: 32.5 kg

Cable: 4 mm²

Celdas | Cells : 182*91 Mono

Cell orientation | Orientación celdas: 144 (6x24)

Glass | Cristal: 2.0 mm heat strengthened glass

Connector | Conector: MC4 compatible

CONDICIONES DE TRABAJO WORKING CONDITIONS

Max. Voltaje | Max. system Voltage (V): 1500

Max Series Fuse Rating: 25A

Cap. Máx. de Carga | Max. Load Capacity: Snow 5400Pa/Wind 2400Pa

Temp. funcionamiento | Operating temperature: -40-+85

Clase de seguridad | Safety Class: II

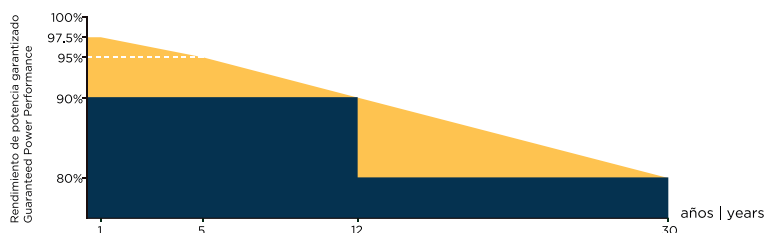
Bifacialidad Potencia | Power Bifaciality: 70±5%

Caja conexiones | Junction box: IP68,3 Bypass-Diode

GARANTÍA DE RENDIMIENTO LINEAL LINEAR PERFORMANCE WARRANTY

Garantía de rendimiento lineal
Lineal performance warranty

Garantía de rendimiento estandar
Standard performance warranty



CERTIFIED
IEC
61730 Ed.1

CERTIFIED
IEC
61215 Ed.2

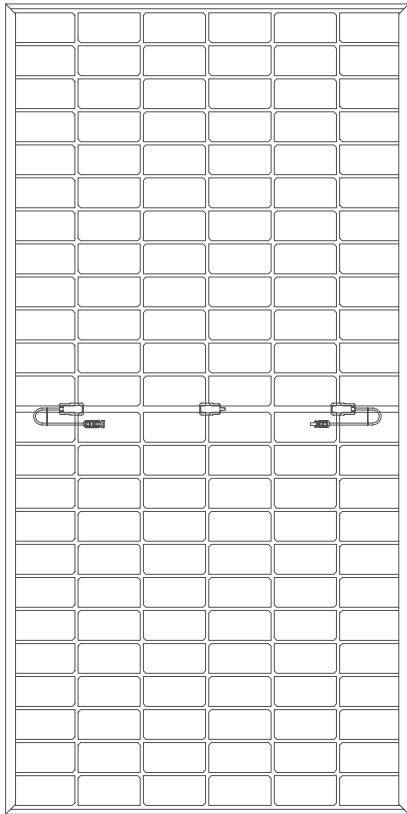


Anti-PID
System voltage durability
PPP 56042



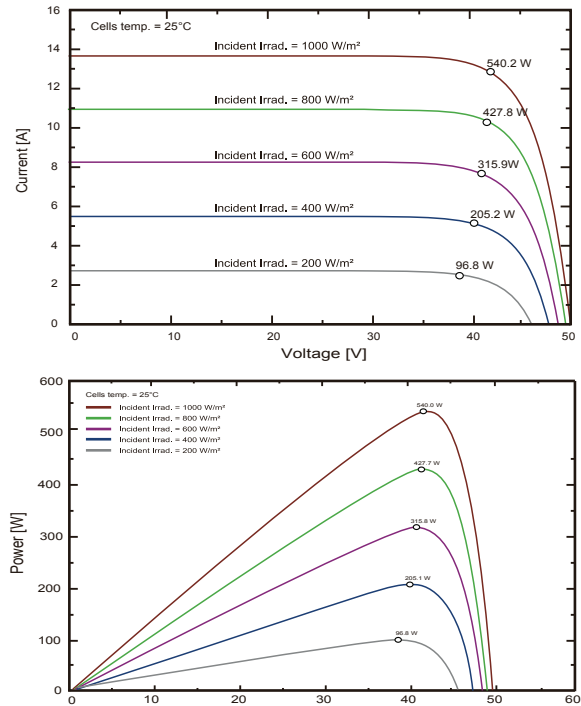
Especificaciones sujetas a cambios técnicos y pruebas.
Exiom Solution se reserva el derecho de la correcta interpretación final.
Specifications subject to technical changes and tests. Exiom Solution reserves the right of final interpretation.

HEAD OFFICE: C/ SAN FRANCISCO, 5 - 5. 33003. OVIEDO
PHONE: +34 984 033 709 WWW.EXIOMSOLUTION.COM



I-V CURVAS CURVES

Temperatura celdas | Cells temperature: 25°C.
Current-Voltage & Power Voltage Curve (540)



TIPO TYPE	EX530MB-144BF	EX535MB-144BF	EX540MB-144BF	EX545MB-144BF	EX550MB-144BF
STC 1000 W/M2. Module Temperature 25°C A.M.1,5					
Potencia de salida Power output	530	535	540	545	550
Tolerancia de Pmax Max. power tolerance (%)	(0, +3)				
Eficiencia módulo Module efficiency (%)	20.5	20.7	20.9	21.1	21.3
Voltage a Pmax Pmax Voltage , Vmpp (V)	41.28	41.51	41.70	41.92	42.11
Intensidad a Pmax Pmax Current, Imp (A)	12.84	12.89	12.95	13.00	13.06
Voltaje circ. abierto Voltage open circuit, Voc (V)	49.61	49.87	49.95	50.04	50.28
Intensidad de cortocircuito Short circuit current, Isc (A)	13.66	13.72	13.78	13.84	13.90
Electrical Characteristics With 10% Rear Side Power Gain					
Potencia de salida Power output	583	589	594	600	605
Voltage a Pmax Pmax voltage, Vmp (V)	41.28	41.51	41.70	41.92	42.11
Intensidad a Pmax Pmax Current, Imp (A)	14.12	14.18	14.25	14.30	14.37
Voltaje circ. abierto Voltage open circuit, Voc (V)	49.61	49.87	49.95	50.04	50.28
Intensidad de cortocircuito Short circuit current, Isc (A)	15.03	15.09	15.16	15.22	15.29
NOCT 800W/M2 Environment. Temperature 20°C A.M. 1,5					
Potencia de salida Power output	407.16	411.01	414.85	418.69	422.53
Voltage a Pmax Pmax voltage, Vmpp (V)	37.62	37.83	38.01	38.21	38.39
Intensidad a Pmax Pmax Current, Imp (A)	10.82	10.86	10.91	10.96	11.01
Voltaje circ. abierto Voltage open circuit, VOC (V)	45.80	46.04	46.12	46.20	46.42
Intensidad de cortocircuito Short circuit current, ISC (A)	11.61	11.66	11.72	11.77	11.82
COEFICIENTES DE TEMPERATURA TEMPERATURE COEFFICIENTS					
Coeficiente de temp. Temp. Coefficient (PMPP)	-0.35%/°C				
Coeficiente de temp. Temp. Coefficient (ISC)	0.026%/°C				
Coeficiente de temp. Temp. Coefficient (VOC)	-0.272%/°C				
NOCT	45±2°C				